

**KHSAA TITLE IX  
ANNUAL REPORT SUBMISSION  
STATUS REPORT  
2010-2011**

KHSAA  
Form T65  
Revised  
3/2011

TO: KHSAA Member School Superintendents, Principals, and Athletic Directors

FROM: Julian Tackett, Commissioner  
Darren Bilberry, Assistant Commissioner

DATE: May 11, 2011

School	Nicholas County High School	Reviewed by	Martha Mullins
--------	-----------------------------	-------------	----------------

The following is a status report regarding the required 2010 - 2011 Title IX Annual Report submission of forms due into the KHSAA office by April 15, 2011. Appropriate KHSAA Audit Team personnel have reviewed these forms and the following is a summary of this review.

I. Checklist of Forms properly submitted in a satisfactory manner:

<b>X</b>	GE 19 (Annual Verification)		T-35 (Budget Expenses)
<b>X</b>	T-1 (Summary Program Chart 1)		T-36 (Budget Expenses)
<b>X</b>	T-2 (Summary Program Chart 2)	<b>X</b>	T-41 (Checklist -- Overall Interscholastic Program)
<b>X</b>	T-3 (Summary Program Chart 3)	<b>X</b>	T-60 (Corrective Action Plan)
<b>X</b>	T-4 (Summary Program Chart 4)	<b>N/A</b>	T-63 (Interscholastic Survey Results)

II. Status

A.		2010- 2011 Forms are satisfactory and no further information or action is necessary at this time.
B.		Errors have been noted with respect to the following forms:
C.		The following forms were omitted and must be submitted by school representatives:
D.	<b>X</b>	According to the 2010-2011 data, the school appears to be meeting the standards established in: <input checked="" type="checkbox"/> Test 1 (Athletic participation is proportionate to enrollment) <input type="checkbox"/> Test 2 (History and continuing practice of program expansion) <input checked="" type="checkbox"/> Test 3 (Full and effective accommodation of interests and abilities)
E.	<b>X</b>	Other Recommendation and Comments: <b>School personnel will provide an explanation for no expenditures being recorded for travel on Forms T-35/36, BY MAY 31, 2011.</b>

# KHSAA Emailer

select ademail as email\_address,school as email\_name from KHSAA\_Schools,KHSAA,KHSAA\_new\_email\_checked\_schools where KHSAA\_Schools.id=KHSAA.KHSAA\_new\_email\_checked\_schools.id AND KHSAA\_new\_email\_checked\_schools.user="dbilberry@khsaa.org" AND member="T" and (ademail is not null and ademail <> "") order by school

select prinemail as email\_address,school as email\_name from KHSAA\_Schools,KHSAA,KHSAA\_new\_email\_checked\_schools where KHSAA\_Schools.id=KHSAA.KHSAA\_new\_email\_checked\_schools.id AND KHSAA\_new\_email\_checked\_schools.user="dbilberry@khsaa.org" AND member="T" and (prinemail is not null and prinemail <> "") order by school

select superemail as email\_address,school as email\_name from KHSAA\_Schools,KHSAA,KHSAA\_new\_email\_checked\_schools where KHSAA\_Schools.id=KHSAA.KHSAA\_new\_email\_checked\_schools.id AND KHSAA\_new\_email\_checked\_schools.user="dbilberry@khsaa.org" AND member="T" and (superemail is not null and superemail <> "") order by school

- Below is a simulation of how your email will appear.
- You can manually modify the list of addressees in the "To:" box by deleting undesired addressees or adding new ones, one per line.
- You can modify the email subject in the "Subject:" box.
- When you're ready to send your email press the "Send" button. Do not close your browser window while emails are being sent.

<b>From:</b>	Darren Bilberry <dbilberry@khsaa.org>
<b>To:</b>	"Nicholas County"<robert.hopkins@nicholas.kyschools.us> "Nicholas County"<marty.feltner@nicholas.kyschools.us> "Nicholas County"<greg.reid@nicholas.kyschools.us> martha.mullins@insightbb.com mmullins@khsaa.org
<b>Subject:</b>	Nicholas County HS 2010-2011 Title IX Annua Report
<input type="button" value="Send Email"/>	
The information requested from Nicholas County High School regarding the 2010-2011 annual Title IX report has been received. No further action is necessary.	
<p>--  Darren Bilberry  Assistant Commissioner  Kentucky High School Athletic Association  Telephone- 859-299-5472  Fax: 859-293-5999  E-Mail: <a href="mailto:dbilberry@khsaa.org">dbilberry@khsaa.org</a></p>	

Copyright © 2001-2011 Kentucky High School Athletic Association (KHSAA), all rights reserved  
This page is for the exclusive use of the KHSAA. Other use is strictly prohibited. Usage is monitored

ar



Phyllis Sallee <psallee@khsaa.org>

---

## Title IX annual report

1 message

---

Title 9 Audit <title9@khsaa.org>

Tue, Jun 14, 2011 at 1:50 PM

Reply-To: title9@khsaa.org

To: "Phyllis Sallee, KHSAA" <psallee@khsaa.org>

The information requested from Nicholas County High School regarding the 2010-2011 annual Title IX report has been received. No further action is necessary.

---

e

ar



Darren Bilberry <[dbilberry@khsaa.org](mailto:dbilberry@khsaa.org)>

---

# **Copy: Nicholas County HS 2010-2011 Title IX Annua Report Addl. Informa**

1 message

---

**Darren Bilberry** <[dbilberry@khsaa.org](mailto:dbilberry@khsaa.org)>

**Mon, Jun 27, 2011 at 9:55 AM**

To: Darren Bilberry <[dbilberry@khsaa.org](mailto:dbilberry@khsaa.org)>

The information requested from Nicholas County High School regarding the 2010-2011 annual Title IX report has been received. No further action is necessary.

--

Darren Bilberry  
Assistant Commissioner  
Kentucky High School Athletic Association  
Telephone- 859-299-5472  
Fax: 859-293-5999  
E-Mail: [dbilberry@khsaa.org](mailto:dbilberry@khsaa.org)

---

e



*Nicholas Co.*

2010-2011  
**ACTUAL EXPENDITURES - PROGRAM COMPARISON CHART 1 - (FORM T-35)**  
**TO INCLUDE BOOSTER CLUB FUNDING**

KHSAA Form T-35  
 8/13, 10/10

Sports	Equipment and Supplies		Travel		Awards		Coaches' salaries (to include supplemental and extended employment; dollar amount required)		Facilities improvements		Publications (if sport-specific)	
	School	Booster	School	Booster	School	Booster	School	# Coaches for all levels / # Teams for all levels	School	Booster	School	Booster
G basketball	376	5500	2688	0	438	702	11000	2 3	732	0	3067	0
B basketball	181	3800	2718	0	126	0	11000	2 3	732	0	2671	0
G softball	425	5700	3386	0	131	120	3500	3 3	0	0	3419	0
B baseball	506	2314	2934	0	352	0	3500	3 3	0	0	2492	0
G cross country	0	0	0	0	0	0	0	0 0	0	0	0	0
B cross country	0	0	0	0	0	0	0	0 0	0	0	0	0
G golf	763	0	369	0	158	0	500	1 1	0	0	432	0
B golf	763	0	369	0	158	0	500	1 1	0	0	432	0
G soccer	0	0	0	0	0	0	0	0 0	0	0	0	0
B soccer	0	0	0	0	0	0	0	0 0	0	0	0	0
G swimming	0	0	0	0	0	0	0	0 0	0	0	0	0
B swimming	0	0	0	0	0	0	0	0 0	0	0	0	0

1. Total expenditures on T-35 and T-36 on the 2010-2011 year report due by April 15, 2011 of each school year, should reflect the total monies spent (rounded off to nearest dollar) for the entire school year of 2009-2010 ending ~~June 30, 2010~~.

2. Booster Club Funding/Contributions must be included in the above expenditures total. (Note: It is illegal for coaches to be paid by Booster Clubs - Reference KHSAA Bylaw 27)

Principal's Signature: *[Signature]*

Date: 6-1-11

Verification Code: 74015a1f16109ae278b565253a663253 2011-06-01 10:57:51

Nicholas Co.

2010-2011  
ACTUAL EXPENDITURES - PROGRAM COMPARISON CHART 2 - (Form T36)  
TO INCLUDE BOOSTER CLUB FUNDING



Sports	Equipment and supplies		Travel		Awards		Coaches' salaries (to include supplemental and extended employment; dollar amount required)		Facilities improvements		Publications (if sport-specific)	
	Expenditures		Expenditures		Expenditures		Expenditures		Expenditures		Expenditures	
	School	Booster	School	Booster	School	Booster	School	Booster	School	Booster	School	Booster
G track	100	0	1416	0	20	0	0	0	0	0	844	0
B track	100	0	1416	0	31	0	0	0	0	0	844	0
G tennis	60	0	472	0	25	0	0	0	0	0	517	0
B tennis	50	0	472	0	25	0	0	0	0	0	517	0
G volleyball	640	835	1581	0	220	425	0	0	0	0	3720	0
B wrestling	0	0	0	0	0	0	0	0	0	0	0	0
G	0	0	0	0	0	0	0	0	0	0	0	0
B football	5496	5380	2395	0	350	0	0	0	0	0	2522	0
G	0	0	0	0	0	0	0	0	0	0	0	0
B	0	0	0	0	0	0	0	0	0	0	0	0

- Total expenditures on T-35 and T-36 on the 2010-2011 year report due by April 15, 2011, should reflect the total monies spent (rounded off to nearest dollar) for the entire school year of 2009-2010 ending June 30, 2010.
- Booster Club Funding/Contributions must be included in the above expenditures totals. Indicate percentage of total expenditures for each gender. (If disparities are obvious, list on your Corrective Action Plan (T-50) what action you will take to correct the problem.

	Gender	Expenditures	Percentage
119	Boys	\$ 55,256	50.4%
102	Girls	\$ 54,367	49.6%
	Total:	\$ 109,623	100%

Principal's Signature: *[Signature]* Date: 6-1-11



# KENTUCKY HIGH SCHOOL ATHLETIC ASSOCIATION 2010-2011 ANNUAL VERIFICATION OF TITLE IX PROCEDURES

KHSAA Form GE19  
Rev. 10/10

(To be submitted by April 15, 2011 along with other required forms)

APR 18 2011

Nicholas County \_\_\_\_\_ High School, Carlisle \_\_\_\_\_ Kentucky  
(Name of High School) (City)

certifies to the Kentucky High School Athletic Association that the following is an accurate and true representation of the facts surrounding compliance with 20 U.S.C. Sections 1681-1688, et. Seq. (also known as Title IX). I certify the following provisions in accordance with records at the school contained in the permanent Title IX file, at least one copy of which must be maintained in the Principal's office, and to the best of my knowledge have completed the following tasks:

I. Established a gender equity committee at the high school. (List committee personnel and provide attachment if necessary)

Name	Address	Phone	Title (Supt., Principal, Student, Parent, Coach, Etc.)
Greg Reid	103 School Drive Carlisle ky.40311	859-289-3770	Supt.
Marty Feltner	103 School Drive Carlisle Ky. 40311	859-289-3780	Principal
Greg Letcher	103 School Drive Carlisle Ky. 40311	859-289-3780	Coach
Penney Bretz	103 School Drive Carlisle Ky. 40311	859-289-3780	Coach
Phil French	103 School Drive Carlisle ky.40311	859-289-3780	Coach
Shelly Coldiron	2549 Canrun Carlisle Ky.40311	859-473-0857	Parent
Mike Woosley	161 Collier Pike Paris Ky. 40361	859-707-7645	parent
Nate Kirby	2165 Headquarters Rd. Carlisle Ky 40311	859-707-7054	Student
Mandy McLean	638 Cane Run Rd Carlisle Ky. 40311	859-473-0836	Student
Duag Bechanan	103 School Dr. Carlisle Ky. 40311	859-289-3770	District IX Coordinator
Robert Hopkins	103 School Dr. Carlisle Ky. 40311	859-289-3780	Athletic Director

II. Scheduled a minimum of three meetings during the 2010-2011 school year on the following dates:

September 17, 2010
December 10, 2010
March 4, 2010

III. Designated the following person(s) as the Title IX coordinator for the school:

Name	Title	Address	Phone
Marty Feltner	Principal	103 School Drive Carlisle Ky. 40311	859-289-3780

IV. Designated the following person(s) as the Title IX coordinator for the district:

Name	Title	Address	Phone
Daug Bechanan	Director Grant Coordinator	103 School Drive Carlisle Ky. 40311	859-289-3770

School personnel are continuing to make periodic reviews of the boys' and girls' athletics program reflected in the Corrective Action Plan.

In addition to the above information, the above referenced school maintains a complete permanent file relative to Title IX records including copies of the self-assessment audit, all corrective action plans, and other related materials.

Principal's Signature

Superintendent Signature

Date  
4/13  
2011

School Board Chairpersons' Signature

*(Send original copy to KHSAA - Maintain duplicate in Title IX school folder)*



**2010-2011  
ACCOMMODATION OF INTERESTS AND ABILITIES  
SUMMARY PROGRAM CHART (Form T-1)**

KHSAA Form T1  
Rev. 10/10

**Participation Opportunities: Test One - Proportionality**


		(Column 1)	(Column 2)	(Column 3)	(Column 4)
	Program	Enrollment	Percentage of Total Enrollment	Number of Interscholastic Participants (double and triple count)	Percentage of Total Participation
Row 1	GIRLS	146	46.5%	102	46.2%
Row 2	BOYS	168	53.5%	119	53.8%
Row 3	Totals	314	100%	221	100%

Instructions:

\*Number of 8<sup>th</sup> grade students & below used in  
Column 3 and Column 4 calculations: 23

- Determine the total number of girls enrolled, (place in Row 1, Column 1). Determine the total number of boys enrolled, (place in Row 2, Column 1).
- Add the total number of girls and boys enrolled to determine total enrollment, (place in Row 3, Column 1).
- Calculate the percentage of total enrollment that is female. (Divide Row 1, Column 1 by Row 3, Column 1 and place in Row 1, Column 2.) Calculate the percentage of total enrollment that is male. (Divide Row 2, Column 1 by Row 3, Column 1 and place in Row 2, Column 2.) Note: Row 1, Column 2 plus Row 2, Column 2 should total 100%.
- Ask coaches to confirm the names of those individuals who are on the team as of the first **date of regular season competition**, and cross out the names of those who were cut from the team or quit the team prior to the first regular season competitive event. Determine the total number of interscholastic athletics participants that are girls, (and place in Row 1, Column 3). In order to determine the total number of athletics participants, an individual should be counted each time he or she participates on a team. For example, if Jane Doe competes on the varsity volleyball team, the junior varsity volleyball team, the junior varsity basketball team, and the varsity softball team, she should be counted as four participants (**do not include club or intramural sports participants, cheerleaders, dance teams, or pom squads**). Calculate the same way for boys and girls. \* In addition, should 8<sup>th</sup> grade students and below play on a Freshman, Junior Varsity, or Varsity team, they should also be counted for each team and sport on which they participate. If applicable, please asterisk in the above notation as to how many 8<sup>th</sup> grade students & below are included in the totals.  
Using the same procedure, determine the total number of interscholastic athletic participants that are boys, (and place in Row 2, Column 3). Add Row 1, Column 3 plus Row 2, Column 3 to get total participants and place in Row 3, Column 3.
- Calculate the percentage of female participation. (Row 1, Column 3 divided by Row 3, Column 3 and place in Row 1, Column 4.) Calculate the percentage of male participation. (Row 2, Column 3 divided by Row 3, Column 3 and place in Row 2, Column 4.) Note: Row 1, Column 4 plus Row 2, Column 4 should total 100%.

Note: While being within three percent is not a formal compliance standard, if the percent listed in Row 1, Column 4 is within 3% of Row 1, Column 2, then it provides a good target within which compliance is likely.

Principal's Signature:  Date: 4/13/2011





**2010-2011  
ACCOMMODATION OF INTERESTS AND ABILITIES  
SUMMARY PROGRAM CHART (FORM T-2)  
PARTICIPATION OPPORTUNITIES: TEST TWO - PROGRAM  
EXPANSION**

Program		Column 1	Column 2	Column 3	Column 4	Column 5
		Number of Teams Currently Offered	Number of Participants	Number of Teams Added Since the beginning of the 2006-2007 School Year	Current Number of Participants for the 2010-2011 school year who are playing on teams added since the 2006-2007 School Year	Percent of Total Participation By Sex Added Since the beginning of the 2006-2007 School Year
GIRLS Row 1	varsity:	6	69	0	0	
Row 2	j.v.:	4	23	0	0	
Row 3	frosh:	2	10	0	0	
Row 4	total:	12	102	0	0	0.0%
BOYS Row 5	varsity:	6	80	0	0	
Row 6	j.v.:	4	20	0	0	
Row 7	frosh:	2	19	0	0	
Row 8	total:	12	119	0	0	0.0%

- 1) For Column 1, list the number of interscholastic teams offered for girls and boys at each competitive level (varsity, junior varsity, and freshman). For girls, total each of the entries in Rows 1, 2, and 3 into Row 4. For boys, total Rows 5, 6, and 7 into Row 8.
- 2) For Column 2, list the number of participants at each level. For girls, total each of the entries in Rows 1, 2, and 3 into Row 4. For boys, total Rows 5, 6, and 7 into Row 8. Note: The totals in Row 4 for girls and in Row 8 for boys must be the same as the totals in Form T-1, Column 3, Rows 1 and 2 respectively.
- 3) For Column 3, list the number of interscholastic teams that have been added in the last five years at each competitive level. Count each team added during the 5 year period only one time. e.g. Girl's junior varsity soccer was added 3 years ago, count the team only once, not 3 times. For girls, total the entries in Rows 1, 2, and 3 into Row 4. For boys, total Rows 5, 6, and 7 into Row 8.
- 4) For Column 4, list the number of participants that are currently on each level of the teams that were added in the last five years. If a team was added previously but no longer exists, there are no current participants to be added for that team. For girls, total the entries in Rows 1, 2, and 3 into Row 4. For boys, total Rows 5, 6, and 7 into Row 8.
- 5) For Column 5, calculate the percentage of participants that have been added in the last five years. For girls, take the number in Column 4, Row 4 and divide by the number in Column 2, Row 4. For boys, take the number in Column 4, Row 8 and divide it by the number in Column 2, Row 8.
- 6) **Note: If the percentage of current participants added in the last five years is 25% or greater for the underrepresented sex (most likely girls), compliance with Test Two may be possible. If less than 25%, then compliance with Test Three should be analyzed. CAUTION: 25% is not a formal compliance standard.**

Principal's Signature

Date: 4/13/2011



**2010-2011  
ACCOMMODATION OF INTERESTS AND ABILITIES  
SUMMARY PROGRAM CHART (FORM T-3)**

KHSAA Form T3  
Rev. 10/10

**Participation Opportunities Test Three Full Accommodation**


**FOR ANY QUESTION ANSWERED "YES" IDENTIFY THE RESPECTIVE SPORT(S).**

	<b>GIRLS (Yes / No)</b>		<b>BOYS (Yes / No)</b>
1. Based on the responses from your most recent student survey, is there sufficient interest to form a viable interscholastic team for a sport not currently offered? If yes, what sport?	No		No
2. For a sport not currently offered at the varsity level, is there sufficient interest based on your most recent Student Interest Survey to form a viable team for an interscholastic freshman team or junior varsity team?	No		No
3. For a sport currently offered at the interscholastic Junior Varsity or freshmen level, is there sufficient interest, based on your most recent Student Interest Survey, to form a varsity team?	No		No
4. If you answered YES to question (1), (2), or (3), are there enough high schools in the geographic area offering the sport (at the appropriate level) to allow for the development of a reasonable schedule of competition?	No		No
5. If you answered YES to question (1), (2), (3), or (4), are there enough high schools in the geographic area offering the sport (at the appropriate level) to allow for the development of a reasonable schedule of competition?	No		No

Remember, test three – full accommodation means addressing the unmet interest of the underrepresented sex (most likely girls), not the overrepresented sex (most likely boys).

Plans to Address Interest:

No Interest in any other sport.

Principal's Signature:  Date: 4/13/2011



**2010-2011  
ACCOMMODATION OF INTERESTS AND ABILITIES  
SUMMARY PROGRAM CHART (FORM T-4)**

KHSAA Form T-4  
Rev. 10/10

**Levels of Competition Test One**

		Column 1	Column 2	Column 3
Girls	Team Levels	Number of Teams Currently Offered	Number of Participants	Percentage of Participants at Each Level
Row 1	varsity:	6	69	67.6%
Row 2	j.v.:	4	23	22.5%
Row 3	frosh:	2	10	9.8%
Row 4	total:		102	100%
<b>Boys</b>				
Row 5	varsity:	6	80	67.2%
Row 6	j.v.:	4	20	16.8%
Row 7	frosh:	2	19	16.0%
Row 8	total:		119	100%

- 1) Column 1, list the number of interscholastic teams offered for girls and boys at each competitive level; varsity, junior varsity, and freshman. (Refer to Form T-2, Accommodation of Interests and Abilities, Summary Program Chart 2, Column 1.)
- 2) For Column 2, list the number of participants at each level. For girls, total the entries in Rows 1, 2, and 3 into Row 4. For boys, total the entries in Rows 5, 6, and 7 into Row 8. (Refer to Form T-2, Accommodation of Interests and Abilities, Summary Program Chart 2, Column 2.)
- 3) For Column 3, calculate the percentage of female and male participants at each level.  
 For girls' varsity, junior varsity, and frosh, respectively:
  - Divide Column 2, Row 1 by Column 2, Row 4, and place the percentage in Column 3, Row 1
  - Divide Column 2, Row 2 by Column 2, Row 4, and place the percentage in Column 3, Row 2.
  - Divide Column 2, Row 3 by Column 2, Row 4, and place the percentage in Column 3, Row 3.
 For boys' varsity, junior varsity, and frosh, respectively:
  - Divide Column 2, Row 5 by Column 2, Row 8, and place the percentage in Column 3, Row 5.
  - Divide Column 2, Row 6 by Column 2, Row 8, and place the percentage in Column 3, Row 6.
  - Divide Column 2, Row 7 by Column 2, Row 8, and place the percentage in Column 3, Row 7.

Principal's Signature:  Date: 4/13/2011



**2010-2011  
ACTUAL EXPENDITURES - PROGRAM COMPARISON CHART 1 -(FORM T-35)  
TO INCLUDE BOOSTER CLUB FUNDING**

KHSAA Form T35  
REV. 10/10

Sports	Equipment and Supplies		Travel		Awards		Coaches' salaries (to include supplemental and extended employment; dollar amount required)			Facilities improvements		Publications (if sport-specific)	
	Expenditures		Expenditures		Expenditures		Expenditures			Expenditures		Expenditures	
	School	Booster	School	Booster	School	Booster	School	# Coaches for all levels / # Teams for all levels	School	Booster	School	Booster	School
<b>G basketball</b>	376	5500	0	0	438	702	11000	2 3	732	0	3067	0	
<b>B basketball</b>	181	3800	0	0	126	0	11000	2 3	732	0	2671	0	
<b>G softball</b>	425	5700	0	0	131	120	3500	3 3	0	0	3409	0	
<b>B baseball</b>	506	2314	0	0	352	0	3500	3 3	0	0	2492	0	
<b>G cross country</b>	0	0	0	0	0	0	0	0 0	0	0	0	0	
<b>B cross country</b>	0	0	0	0	0	0	0	0 0	0	0	0	0	
<b>G golf</b>	763	0	0	0	158	0	500	1 1	0	0	432	0	
<b>B golf</b>	763	0	0	0	158	0	500	1 1	0	0	432	0	
<b>G soccer</b>	0	0	0	0	0	0	0	0 0	0	0	0	0	
<b>B soccer</b>	0	0	0	0	0	0	0	0 0	0	0	0	0	
<b>G swimming</b>	0	0	0	0	0	0	0	0 0	0	0	0	0	
<b>B swimming</b>	0	0	0	0	0	0	0	0 0	0	0	0	0	

1. Total expenditures on T-35 and T-36 on the 2010-2011 year report due by April 15, 2011 of each school year, should reflect the total monies spent (rounded off to nearest dollar) for the entire school year of 2009-2010 ending June 30, 2010.

2. Booster Club Funding/Contributions must be included in the above expenditures total. (Note: It is illegal for coaches to be paid by Booster Clubs - Reference KHSAA Bylaw 27)

Principal's Signature:  Date: 4/13/11



**2010-2011  
ACTUAL EXPENDITURES - PROGRAM COMPARISON CHART 2 - (Form T36)  
TO INCLUDE BOOSTER CLUB FUNDING**

KHSAA Form T36  
REV. 10/10

Sports	Equipment and supplies		Travel		Awards		Coaches' salaries (to include supplemental and extended employment; dollar amount required)		Facilities improvements		Publications (if sport-specific)	
	Expenditures		Expenditures		Expenditures		Expenditures		Expenditures		Expenditures	
	School	Booster	School	Booster	School	Booster	School	# Coaches for all levels / # Teams for all levels	School	Booster	School	Booster
G track	100	0	0	0	20	0	0	0 0	0	0	944	0
B track	100	0	0	0	31	0	0	0 0	0	0	944	0
G tennis	60	0	0	0	25	0	0	0 0	0	0	517	0
B tennis	60	0	0	0	25	0	0	0 0	0	0	517	0
G volleyball	640	835	0	0	220	425	0	0 0	0	0	3720	0
B wrestling	0	0	0	0	0	0	0	0 0	0	0	0	0
G	0	0	0	0	0	0	0	0 0	0	0	0	0
B football	5496	5380	0	0	350	0	0	0 0	0	0	2522	0
G	0	0	0	0	0	0	0	0 0	0	0	0	0
B	0	0	0	0	0	0	0	0 0	0	0	0	0

- Total expenditures on T-35 and T-36 on the 2010-2011 year report due by April 15, 2011, should reflect the total monies spent (rounded off to nearest dollar) for the entire school year of 2009-2010 ending June 30, 2010.
- Booster Club Funding/Contributions must be included in the above expenditures totals. Indicate percentage of total expenditures for each gender. (If disparities are obvious, list on your Corrective Action Plan (T-60) what action you will take to correct the problem.)

#	Gender	Expenditures	Percentage
79	Boys	\$ 44,952	50.3%
102	Girls	\$ 44,459	49.7%
<b>Total:</b>		<b>\$ 89,411</b>	<b>100%</b>

Principal's Signature:  Date: 4/13/11



**2010-2011 KHSAA TITLE IX ATHLETICS AUDIT (Form T-41)  
Checklist - Overall Interscholastic Athletics Program**

KHSAA Form T-41  
Rev. 10/10

**DIRECTIONS:**

For the Areas of Compliance (Opportunities and Benefits) listed on the left hand side of the page, place a checkmark under the appropriate column identifying whether your school provided an advantage to the Girls' Program, or to the Boys' Program or to Neither Program. A review of T-35 and T-36 spending patterns might be helpful in completing this form.

Areas of Compliance:	ADVANTAGE TO:		
	GIRLS' PROGRAM	BOYS' PROGRAM	NEITHER PROGRAM
<b>OPPORTUNITIES</b>			
Accommodation of Interest and Abilities			X
<b>BENEFITS</b>			
Equipment and Supplies			X
Scheduling of Games and Practice Time			X
Travel and Per Diem Allowances			X
Coaching			X
Locker Rooms, Practice and Competitive Facilities			X
Medical and Training Facilities and Services			X
Publicity			X
Support Services			X
Housing and Dining			X
Tutoring			X
Athletic Scholarships			X

**If an advantage/inequity is indicated, corrective action should be shown on the Corrective Action Plan, Form T-60.**

Principal's Signature: \_\_\_\_\_

Date: \_\_\_\_\_

4/13/11




**2010-2011 TITLE IX  
CORRECTIVE ACTION PLAN  
(FORM T-60)**

SCHOOL NAME Nicholas County

**DIRECTIONS:**

1. For Column 1, indicate the intended area (Opportunities or Benefits) which needs corrective action in order to achieve gender equity. For Column 2, write the suggested change or activities that will correct the area in need of alteration. For Column 3, include the estimated completion date for the changes or activities.
2. It is possible to attain compliance with Title IX and no longer need "corrective" action. However, the KHSAA strongly encourages compliant schools to identify items for improvement (Column 1), activities to accomplish the improvement (Column 2) and a timetable for completion (Column 3) that will strengthen the athletic program.
3. You may copy this form as needed. Please attach corrective action plans along with audit forms and submit by April 15, 2011.

COLUMN 1	COLUMN 2	COLUMN 3
SPECIFIC ITEM FOR CORRECTION/ IMPROVEMENT	PLAN FOR SUGGESTED CHANGE	START DATE AND COMPLETION DATE OF CORRECTIVE ACTION
Lack of weight room equipment for female athletes	Purchased new equipment that can be used by both female and male.	Start: August 2010 Complete: September 2010
No Locker room facilities for the football team.	New gym has a new football locker room.	Start: April 2008 Complete: December 2010
All Sports do not have Dressing Facilities.	With the new Gym and old Gym there will be enough dressing facilities.	Start: April 2008 Complete: December 2010

Principal's Signature:  Date: 4/13/11



**INTERSCHOLASTIC ATHLETICS  
SURVEY (FORM T-63)  
Summary of Student Responses**

**School Year:** 2010-2011

**School Name:** Nicholas County High School

**314** **Enrollment**  
**(9-12 Grade):** (SHOULD AGREE WITH FORM T-1, COLUMN 1, ROW 3)

**237** **Number of 9-11 Grade Students Surveyed:** \_\_\_\_\_

**73** **Number of 8<sup>th</sup> Grade Students Surveyed:** \_\_\_\_\_

**Date:** Sept. 7

**Completed By:** Robert Hopkins

**Instructions:**

1. Summarize the Student Athletics Interest Surveys Form T-61 by listing the total number of responses on the line next to each sport.
2. Under the Other Category please provide a listing of the sports as well as the number of students who are interested in participating.
3. Please sign and date this Summary Form (T-63) and mail this Summary Form only to the KHSAA by April 15. Do not mail the student surveys (Form T-61). However, these Forms should be maintained in your files in the event they are requested subsequently.

\_\_\_\_\_ Number of Surveys

310 Total Returned (*A minimum of 80% return is expected*)

8-11 Grades Surveyed (*Should be grades 9-11 and 8<sup>th</sup> grade if school has a feeder system*)

Who Administered The Survey? Home room Teachers

How Was The Survey Administered? Home room

Give details on how it was administered and to which school group, Example: English classes, or all home rooms, etc. or advisee/advisor?) Home Room Teachers

**KHSAA Sanctioned Fall Sports** (*List Total Number of Participation Responses*)

8 Cross Country (Girls)

16 Cross Country (Boys)

75 Football (Boys)

12 Golf (Girls)

14 Golf (Boys)

20 Soccer (Girls)

6 Soccer (Boys)

69 Volleyball (Girls)



**Winter Sport** (*List Total Number of Participation Responses*)

- 25 Basketball (Girls)
- 51 Basketball (Boys)
- 12 Indoor Track (Girls)
- 14 Indoor Track (Boys)
- 16 Swimming & Diving (Girls)
- 12 Swimming & Diving (Boys)
- 20 Wrestling (Boys)

**Spring Sport** (*List Total Number of Participation Responses*)

- 53 Baseball (Boys)
- 44 Fast Pitch Softball (Girls)
- 19 Tennis (Girls)
- 14 Tennis (Boys)
- 21 Track (Girls)
- 22 Track (Boys)

**Non-KHSAA Championship Sports** (*From Student Survey T-61 Question 10*)

- 41 Archery
- 16 Field Hockey
- 35 Bowling
- 5 Gymnastics (Boys)
- 24 Gymnastics (Girls)
- 21 Ice Hockey
- 12 Lacrosse (Boys)
- 5 Lacrosse (Girls)
- 51 Rifle
- 28 Rodeo
- 12 Slow Pitch Softball
- 5 Volleyball (Boys)
- 5 Water Polo
- 26 Weightlifting
- 18 Other sports not listed \_\_\_\_\_

**Number of Students who participate in Intramural Sports**  
(*From Student Survey T-61 Question 5*)

<u>Sport</u>	<u>Number</u>
Softball	12
Basketball	20

**List Intramural Sports students are interested in adding:**  
 (From Student Survey T-61 Question 6)

<u>Sport</u>	<u>Number</u>
Archery	41
Bowling	35
Rifle	51

**Participation in Non-School Sports Activities**  
 (From Student Survey T-61 Question 7)

<u>Sport</u>	<u>Number</u>
Softball	12
Gymnastics	10
Basketball	20

**Reasons for not participating in interscholastic athletics**  
 (From Survey Question 8)

- 17 I prefer other activities such as band, chorus, etc.
- 45 I don't have time
- 6 The practice schedules and game times are inconvenient
- 7 The sport I like isn't offered
- 5 It's too expensive
- 14 I prefer to participate in club or intramural sports
- 37 Working
- 57 Other: \_\_\_\_\_

**Student Suggestions to encourage participation**

---



---




---



---



---



Principal's Signature

4-14-11

Date